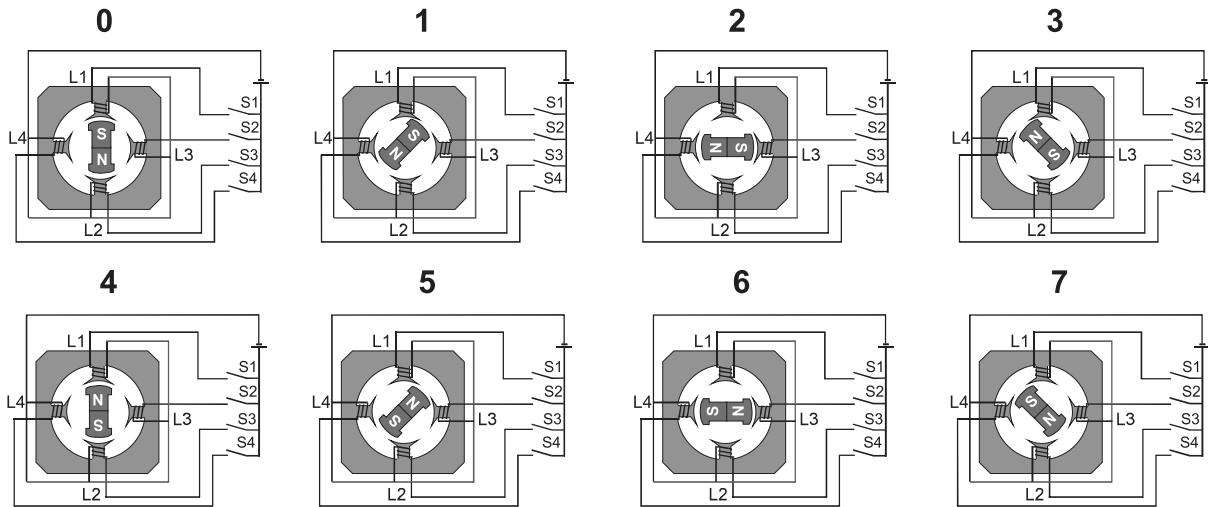


Halbschrittbetrieb



Wertetabellen


Rechtslauf

	L1	L3	L2	L4
0				
1				
2				
3				
4				
5				
6				
7				
8				

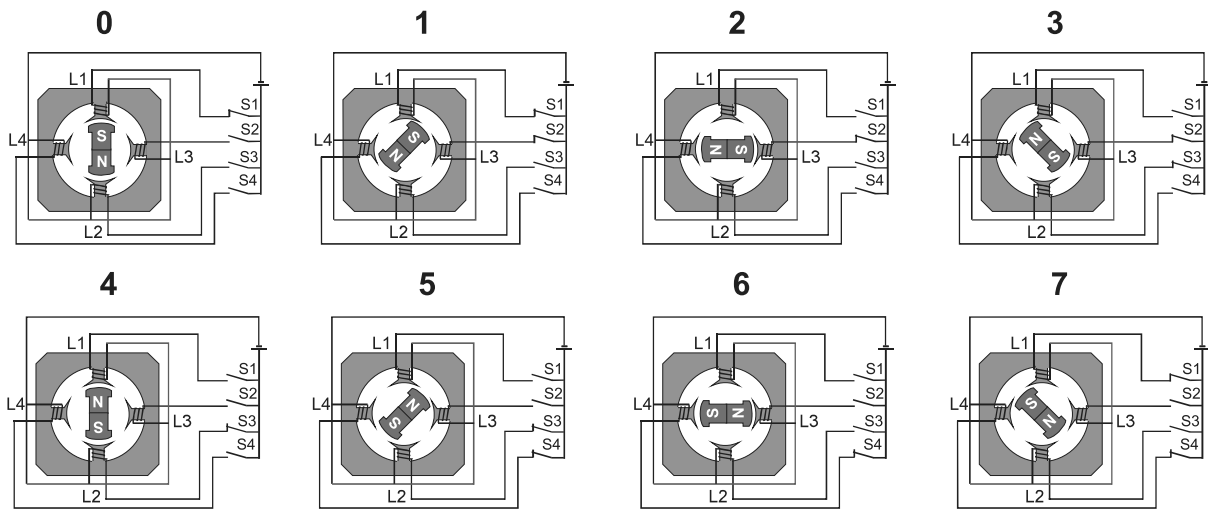
Linkslauf

	L1	L3	L2	L4
0				
1				
2				
3				
4				
5				
6				
7				
8				

Signal-Zeit-Plan



Halbschrittbetrieb



Wertetabellen

Rechtslauf

	L1	L3	L2	L4
0	1	0	0	0
1	1	1	0	0
2	0	1	0	0
3	0	1	1	0
4	0	0	1	0
5	0	0	1	1
6	0	0	0	1
7	1	0	0	1
8	1	0	0	0

Linkslauf

	L1	L3	L2	L4
0	1	0	0	0
1	1	0	0	1
2	0	0	0	1
3	0	0	1	1
4	0	0	1	0
5	0	1	1	0
6	0	1	0	0
7	1	1	0	0
8	1	0	0	0

Signal-Zeit-Plan

